

Dental Imaging Excellence from DEXIS™

Your Complete Diagnostic Workflow:

DEXIS brands bring you the industry's most comprehensive selection of diagnostic imaging solutions, intelligently designed to deliver a complete workflow.

Future-Ready Innovation:

While delivering enhanced workflow efficiencies today, DEXIS brands prepare your practice for the treatments of tomorrow.

More Flexibility with More Solutions:

DEXIS brands bring you the industry's most comprehensive selection of diagnostic imaging solutions, intelligently designed to deliver a complete workflow.

Experts Available on Demand:

Behind our pioneering technologies are our people, many of the industry's most experienced, committed, and responsive experts. Our digital workflow specialists are ready to discuss your goals and build your digital roadmap.

The products, equipment and services illustrated and described in this brochure reflect knowledge at the time of printing. Dental Imaging Technologies Corporation accepts no liability for any deviation from the illustrations in terms of color or shape, or any errors or print errors, and retains the right to make changes to the brochure at any time. Full or partial reprinting is only permitted with permission from Dental Imaging Technologies Corporation. For indications for use, please visit: www.DEXIS.com

Dental Imaging Technologies Corporation reserves the right to make changes to specifications and features shown herein, or to discontinue the product described at any time without notice or obligation. Contact your local authorized representative for the most current information. CE marked according to Medical Device Directive (NB 0537). Electrical safety according to IEC 60601-1. Operations comply with ISO 13485:2016, and 14001:2015. Manufactured by Palodex Group OY, Nahkelantie 160, 04300 Tuusula, Finland.

DEXIS | 450 Commerce Drive | Quakertown PA 18951 | USA | 1-888-88-DEXIS
www.dexis.com

© 2022 Dental Imaging Technologies Corporation. All rights reserved. KK00416/RevD

DEXIS™ TITANIUM SENSOR
PerfectSized™ Sensor



DEXIS™ Titanium Sensors

Continuing the legacy of providing the best in intraoral digital imaging, DEXIS Titanium sensors are everything you've come to expect from DEXIS innovation and more.

With DEXIS Titanium sensor's extraordinary image quality, SMART features and durable materials, you gain the confidence, reliability, and assurance that give peace of mind. You can expect DEXIS Titanium sensors to yield the best images so you can confidently diagnose patients' conditions and provide them with a positive radiographic experience.

The design and engineering teams completely re-evaluated all of our current technology and made important design and material changes to DEXIS Titanium sensors's, cable, and even its holders. We have retained the award-winning features such as the TrueComfort™ design of the PerfectSize™ sensor that allows for utmost comfort and the use of one sensor for the capture of all intraoral images.

DEXIS Titanium sensors are engineered to be exceptionally reliable. We are so confident in the durability and reliability of DEXIS Titanium sensors that we offer a unique unconditional replacement warranty.



Put **DEXISTough™** Design to the test.



Impact-Resistant Housing

The rugged, resilient housing features a thermoplastic resin coating, which makes DEXIS Titanium sensors more resistant to cracks and breakage. Featuring a proprietary dome surface design, DEXIS Titanium sensors are engineered and proven to withstand significant stress or pressure.



EXTRAORDINARY IMAGES

Increase confidence in diagnosis with CleanCapture technology, improved signal performance and expanded dynamic range.



SMART FEATURES

Improve workflow efficiency with our new sensor motion-activation feature allowing you to capture X-rays without touching your computer.



SUSTAINABLE DURABILITY

Enhance reliability with a sensor designed, engineered and tested to withstand impact and help eliminate failure.



PATIENT COMFORT

Help deliver a positive patient experience with the DEXIS Titanium PerfectSize™ sensor and its award-winning TrueComfort™ design.



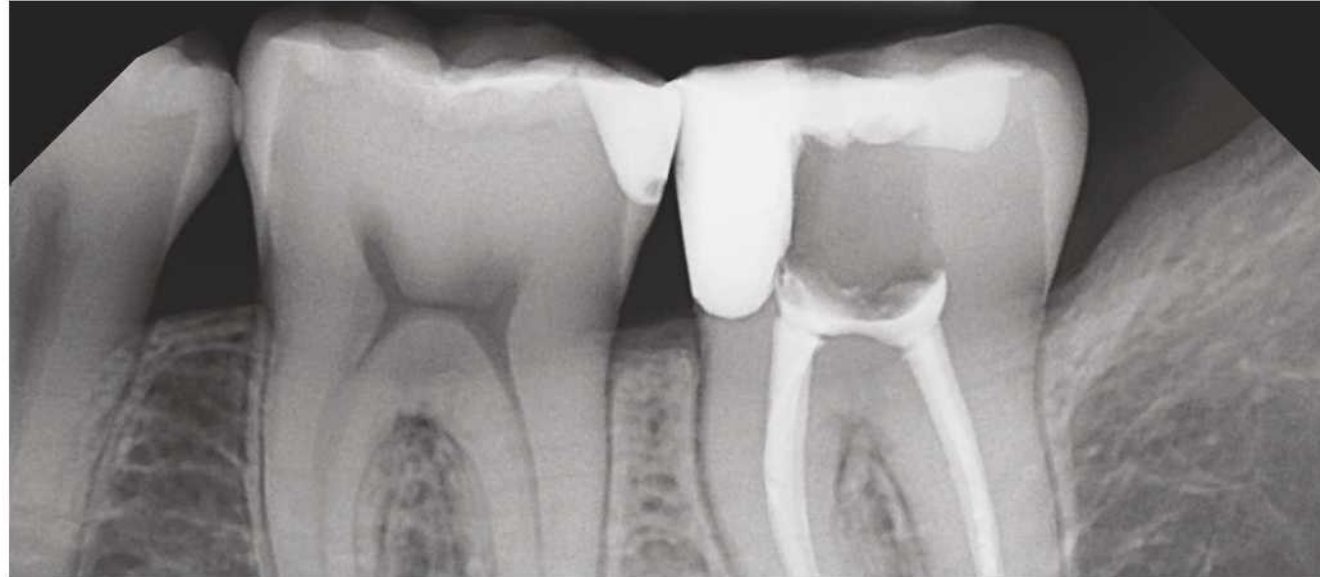
UNCONDITIONAL REPLACEMENT WARRANTY

Realize peace of mind with a unique unconditional replacement warranty to help keep your practice running smoothly, and efficiently.

“DEXIS Titanium images answer the diagnostic questions that other sensors' images don't. The increased clarity and contrast mean better diagnosis that translates into better care for our patients.” — Brett Silverman, DDS, Alpharetta, GA

Phenomenal Image Clarity

Understanding that image quality is at the top of your mind when selecting a sensor, we began with DEXIS Platinum technology — which is proven to produce the best image quality. DEXIS Titanium, the next generation of innovation in sensor technology, enables greater confidence in diagnosis. DEXIS Titanium sensors captures consistent, phenomenal images with improved tissue contrast across the broader spectrum of radiation levels especially at low doses.



Images taken with NEW DEXIS Titanium Sensor:

The innovative imaging technologies of the DEXIS Titanium sensor work together to give you clearer, better image quality and confidence in diagnosis.

Truly Seamless Integration of Technologies

The scintillator, the CMOS detector and the fiber optic plate are made of the most modern materials —integrated to function perfectly together. The new components are designed using proprietary methods that give DEXIS Titanium sensors a distinct advantage in image quality.

CleanCapture Process

Removing “noise” that causes pixelated, low-detail images is essential for diagnostically appropriate X-rays.

DEXIS Titanium’s sensors’ components were designed in a proprietary way to drastically reduce noise and enhance performance so that you can see the anatomical details needed for diagnosis. The sensor captures high-resolution data that is processed as the X-ray is taken. DEXIS Titanium sensors actually cleans and concentrates the data before it ever reaches the software.

Expanded Dynamic Range

DEXIS Titanium was designed to expand dynamic range. Titanium images offer remarkable clarity with low doses, and when needed, you can use a higher dose for more dense anatomical structures without impacting image quality.

DEXIS Titanium’s sensors’ advanced pixel design targets the “sweet spot” for dental imaging — the perfect balance of pixel size and scintillator performance.

Even the biteblocks are designed for better image quality as no plastic infringes on the sensor’s capture surface eliminating artifacts that can result from holding devices.

The USB cable design safeguards the integrity of image data as it is transferred down the wire. Once the data is transmitted, the X-ray can then be further improved with the software’s image enhancements.



SMARTer Science For Your Practice

The SMART capabilities of the new DEXIS Titanium sensor were designed to allow you to work efficiently.

First of its kind implemented into intraoral sensors, our innovative gesture-recognition feature will let you experience time savings and convenience in X-ray procedures in a whole new way. This feature changes what occurs in the operatory by providing you with workflow options—a new experience for you and your patients. DEXIS Titanium SMART-sensing capabilities will allow our service and support to serve you better.

A cable that alerts you

Experience greater reliability and protection with the smart design of the DEXIS Titanium USB block and connector. Upon detection of an issue, the sensor will automatically turn off to protect your patient from unnecessary radiation.

Another benefit is the USB's ability to detect an in-line issue.



DEXIS Titanium utilizes a 3.0 USB connector that is an easy plug-n-play.

A USB 3.0 connector has a higher capacity for a greater number of smooth insertions than USB 2.0 giving you reliable portability.

Enjoy A Smooth Workflow


Unique to DEXIS Titanium technology is an internal SMART feature that becomes your clinical interface. This feature provides more workflow options. DEXIS engineers were able to leverage current cell phone industry SMART technology to integrate a motion detection device into DEXIS Titanium sensors.



A vertical up-and-down motion triggers a Vertical Bitewing Series



Horizontal back-and-forth motion triggers a Horizontal Bitewing Series



A circular motion launches a Full Mouth Series



Triangular motion will trigger to Go Back in the Series



Moving the sensor in a "C" motion triggers to Cancel the Series



Tough Durable Housing

DEXIS Titanium housing, internally and externally, was designed to gain additional tensile strength. We selected a highly engineered thermo-plastic resin that stands up to heavy physical use, as well as a wide variety of disinfectant chemicals — keeping you and your patients protected.

No matter how careful you are during radiographic procedures, patients can sometimes bite on the sensor. By using advanced housing materials and doubling the manufacturing specifications of DEXIS Platinum sensor, we were able to better compensate for the amount of force the sensor should withstand from bite pressure.

Most sensors experience an impact event on a daily basis — dropping on the floor or counter, knocking against other equipment, etc. The mechanical design of the sensor housing is built to endure significantly more of these types of impacts and still perform at the same exceptional quality.

WiseAngle™

WiseAngle™ feature helps reduce stress for the sensor- to-cable connection. During laboratory tests, DEXIS Titanium sensors's cable withstood being flexed over 100,000 times and maintained signal strength as data moved from the sensor to the computer.


No Pointed Edges

The anatomical design of DEXIS Titanium sensors features smooth, generously rounded corners and edges. Constructed to fit more comfortably inside your patient's mouth, DEXIS Titanium sensors is easy to place intraorally for any clinician.

DEXISTough™ — Where reliable performance meets durable design.

With DEXIS Titanium, every component has a purpose. Built to last, your DEXIS Titanium system is your personal X-ray acquisition workhorse.

- 1 The durable inner jacket protects the inner components of the cable, making it more resistant to bite force and accidental harsh events.
- 2 Copper alloy shielding protects high speed USB communication from interference.
- 3 Kevlar-reinforced strands increases bend cycle, helping to extend life of cable.
- 4 Advanced signal and signal-return wires help to improve communication between your device and your computer.
- 5 Durable power and power-return wires help keep your device operating at optimum charge.



Resilient Cable Components

The innovative composition of the DEXIS IXS cable features a powerful sensor-to-cable connection that helps to eliminate connectivity issues, so you are never out of play. Directly fused to the USB housing, the external jacket offers robust protection from twisting, tugging, and other external forces such as bite pressure.

Inner Strength

A copper alloy shield protects the internal components of the sensor. Kevlar-reinforced strands pad the cable jacket for added durability and resilience to withstand your practice's most demanding day.

Innovative Cable Design

Dependable signals

Advanced internal components retain the best signal performance to deliver reliable imaging results over time.

Short-circuit protection

The cable-to-USB connection now features short-circuit protection.

Durable materials

Outer cover for the cable better handles external forces like biting, twisting, tugging, plus eliminates cable drag and tangling.

Strong connections

To combat separation, the cable's external jacket material extends over and is "welded" to the USB housing.



Accessories & Holders

Biteblocks deliver TrueComfort for patients as they hug the sensor to avoid gaps that can catch on soft tissue and have a protective coating for the sensor-to-cable connection for prolonged cable and sensor life.



Sensor holders are typically autoclaved after each use, so they need to be exceedingly resilient. We crafted DEXIS Titanium sensors biteblocks and rings out of the same tough, durable thermoplastic resin used in the sensor housing.

During rigorous testing, the holders upheld their integrity. They are also designed to have a higher tensile strength to withstand frequent placement and a wide variety of disinfectants — all without material or color degradation.

Exclusive Sensor Health Data

To create the best owner experience, we have developed a new system to gather data for your DEXIS Titanium sensors health to help keep your practice running smoothly and minimize downtime.

With DEXIS Titanium technology, you can choose to remotely diagnose your sensor to measure voltage, current and temperature.

With these new advances, we offer the most responsive and comprehensive service available today. Our highly skilled DEXIS technical support representatives will be able to evaluate sensor function by gaining image parameters and troubleshooting issues.

Over time, sensor function and data analytics will occur in real-time. We can then alert you of any anomalies in sensor performance so you can keep operating smoothly.

The DEXIS Promise



We want DEXIS owners to be confident in their sensor's performance. Every aspect of Titanium is engineered to eliminate the pain points around failure of hardware. We thoroughly tested all components for strength and longevity.

We are so confident in this revolutionary sensor that we now offer a unique unconditional replacement warranty, DEXcare, that continues under the DEXIS Complete Program. Next day replacement sensor ensures your practice is up and running quickly.