

Dimensions

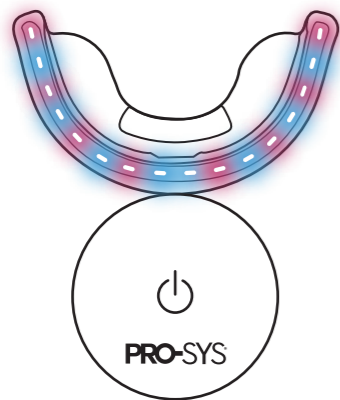
340mm \* 120mm

Double-sided printing, 4 times folded

**PRO-SYS**  
PROFESSIONAL

# USER MANUAL

Teeth Whitening Kit



## WELCOME!

PRO-SYS whitening is scientifically formulated to accelerate your journey toward a brighter, more dazzling smile. By employing the use of special cold light technology derived from advanced in-office systems, PRO-SYS whitening delivers highly effective results...in the comfort of your own home...at your convenience.

Our soft mouthpiece is crafted to provide optimum comfort. When used as directed, it ensures the best possible contact between your teeth and our active whitening technology for the fastest and most thorough results.

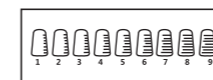
Please take a moment to familiarize yourself with these instructions for use prior to beginning your treatment experience. This will help ensure you get the maximum whitening and stain removal benefits, for a more confident smile you'll love showing off.

**Use 1-2x a day for 7-10 days or until desired result is achieved**

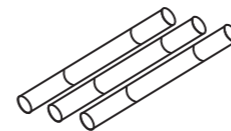
## INCLUDES



LED Light



Shade Chart



Pens



Instruction Manual

**PRO-SYS**  
PROFESSIONAL

REV 5/2023

## START TO WHITEN



Rinse mouth with water.



Apply the gel on tooth surface.



Put the mouthpiece into the mouth and bite down very lightly, then turn on the light.



15-minute treatment (blue mode)  
10-minute treatment (blue/red mode)



Rinse mouth with water.



Rinse mouthpiece.

## HOW TO USE

1. Rinse the mouthpiece and your mouth before each use. Ensure that tooth surfaces and the mouthpiece are clean and free of debris.
2. Twist the whitening pen until the gel flows onto the brush. Apply the gel evenly to your teeth, both upper and lower.  
*TIP: Do not over-apply the gel; more won't give you a faster or better result. About .5-.7ml per use is sufficient.*  
*TIP: To prevent possible discomfort, avoid applying gel to your gums or the inside of your lips.*
3. Insert the mouthpiece and bite down very lightly to set it in place, then turn on the light.  
*TIP: Take some gentle, deep breaths before each treatment. This can help decrease saliva production, which might dilute the gel's concentration.*
4. The light will turn off automatically after 15 minutes in blue light mode or 10 minutes in blue/red mode (for users who experience sensitivity). Remove the mouthpiece. Rinse the mouthpiece and your mouth with water.  
*TIP: Do not eat or drink anything except water for 30 minutes following treatment.*

## MONITORING YOUR PROGRESS

Before beginning treatment, compare your teeth with the shade guide to record which stage you are in. Then, at regular intervals during treatment, check your current tooth shade against the shade you recorded at the beginning of treatment.

## IMPORTANT USAGE AND CONDITIONS

- Keep out of reach of children. Not intended for use in children under the age of 18. Do not swallow.
- Use with caution if you have sensitive teeth. If you experience significant sensitivity or discomfort, postpone treatment for a few days and then resume. Discontinue use if the problem persists.
- The product should only be used for its intended purpose.
- Do not use if your teeth are decaying or loose.
- Will not whiten any existing dental restoration such as fillings, crowns, veneers, bridges.
- Do not use if you are pregnant or lactating.
- Do not use if allergic to any of the ingredients.
- Avoid directly applying teeth whitening gel to gum area. Immediately wipe off excess.
- If gel accidentally leaks onto your face or clothing, wash immediately.
- Always replace the cap on the pen after applying gel.

## CHARGE TIME

- Initial LED mouthpiece charge time is 2-3 hours.

## STORAGE

- Avoid sunlight. Keep in cool and dry area.

## SHELF LIFE

- 24 months

## INGREDIENTS

Glycerol, Deionized Water, Urea Peroxide (Carbamide), Carbomer, PVP, Ethylenediaminetetraacetic acid disodium salt (EDTA-2Na), Potassium nitrate, Peppermint oil, Triethanolamine, Xylitol

## TO REORDER

To reorder whitening pens, please visit us at: [PRO-SYS.com](http://PRO-SYS.com).

Distributed by

**BencoDental**

800.GO.BENCO • BENCO.COM  
295 CenterPoint Blvd, Pittston, PA 18640